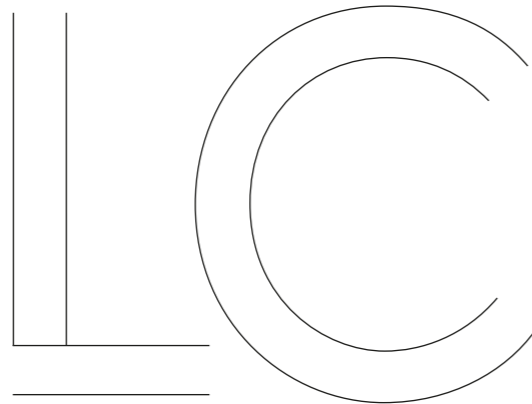


LC CONVERTIBLE





At Lexus, we have a lot to be proud of. A global leader in the design and production of luxury cars since 1989. A pioneer in advanced drivetrain and safety technology. A company that created one of the world's highest-revving supercars, the Lexus LFA. And the winner of more awards for quality and customer satisfaction than any other luxury carmaker. These are impressive achievements, but for us, carmaking is about something more fundamental and milestones like the new LC Convertible are an opportunity to share this passion. From the hand-crafted sound of its awesome V8 engine and noise-reducing aerodynamics, right through to the Active Noise Control speakers installed in the front seat headrests. Here we are defining a new kind of driving pleasure.

So when you make the human experience the hero, there's only one question that matters: how do we make you feel? Just drive the new LC Convertible and hear how it feels.

Nothing is crafted like a Lexus.



01. FEEL STRIKING
Pages 06-07



02. FEEL EXHILARATED
Pages 08-09



03. FEEL LUXURIOUS
Pages 10-11



04. MODEL
Page 12



05. GRADES
Page 13



06. FEATURES
Pages 14-15



07. TECHNOLOGY
Pages 16-20



08. ACCESSORIES
Page 21



09. LEXUS BESPOKE BUILD
Pages 22-23



10. COLOURS
Pages 24-27



11. EQUIPMENT
Pages 28-31



12. TECHNICAL DATA
Pages 32-33



13. FEEL VALUED
Pages 34-35



BEAUTY UNFOLDS

With the LC Convertible, Lexus designers met the challenge of creating a convertible that is as stunning when the roof is up as when it is down.

Admiring the elegance of the Lexus LC flagship convertible, it is hard to contemplate that its conception was a long and complex journey. The design seems so natural, so effortless, so free flowing.

Watch the soft top rise and fall with an ease that masks the effort that went into it. The roof was strength-tested in the Lexus wind tunnel at speeds up to 400 km/h, then opened and closed no fewer than 18,000 times in desert and Arctic conditions. Yet to the naked eye it is a work of performance art that recalls the graceful brush strokes of a Japanese calligrapher, which were its inspiration.

RETAINING THE PERSONALITY OF THE LC COUPÉ. In fact, bringing the first ever Lexus soft top to life was an arduous endeavour, while certainly a labour of love, for Lexus Chief Designer Tadao Mori. Working steadfastly to the mantra that “a convertible must look as gorgeous when the roof is up as when it is down”, he strove to preserve the beauty of the LC coupé in every line and curve. Keeping the magnificent flowing roof line of its sibling, the convertible’s top supporting frame was finely concealed and the soft top folded away like a piece of origami under an exquisitely moulded tonneau cover.

With its bold signature grille and triple LED headlights, its aggressive stance, distinctive rising beltline and taillights inspired by the afterburners of jet aircraft, Mori-san and his team created a car that retains all the personality of the LC coupé, and adds some of its own. A penchant for the open road, for a harmony with its surroundings.

LEXUS BESPOKE BUILD: A NEW LEVEL OF EXCLUSIVITY. The LC Convertible promises a special ownership experience, forged by unforgettable moments in the most exotic of destinations. With the new Lexus Bespoke Build programme, the experience is more personal than ever, as you can now customise your LC Convertible with exclusive specifications, such as special alloy wheels, black design package and striking Marina White interior with Blue soft top. An exclusive Bespoke Build badge on the central console underscores the special nature of this car.





ROAD TRIP FOR THE SENSES

The awesome hand-built V8 engine and highly refined driving dynamics make for unforgettable journeys in the Lexus LC Convertible.

You hear it before you feel it. The unique driving sensation that is the LC Convertible is instantly fired within you on pressing the Start button. The naturally aspirated 5.0-litre petrol engine comes to life with a V8 soundtrack engineered to enrich the journey ahead. To achieve this, the engine's air intake is fitted with a sound generator that is tuned to maximise the desired tone. Resulting in a natural yet emotional acoustic driving experience, to the rear, additional valves enhance the deep and satisfying rumble of the quadruple exhaust.

A HAND-BUILT V8, BORN ON THE RACETRACK. Tested to the limit at the Nürburgring 24-hour Race, the LC Convertible's engine is hand-built and 'stethoscope-tuned' by our famed 'Takumi' master craftspeople with a love that reflects a personal dedication to their art - a dedication and training that spans at least 15 years. Every car produced is also track-tested by a Takumi master driver.

Matched to a close-ratio Direct Shift 10-speed transmission, the powertrain delivers a thrilling driving experience, a feeling of limitless performance tempered with an unwavering refinement, be it on the motorway or a twisty coastal road.

The agile handling of this car and its high-speed stability are exceptional, due to the extra strengthening and extreme rigidity of the chassis. It's taking you exactly where you want it to, responding to your commands with extraordinary precision.

PERFECTING THE DRIVE EXPERIENCE. Our Japanese 'kaizen' philosophy of continuous improvement permeates every aspect of Lexus, and you can feel it at the wheel of the latest LC Convertible. For a more exhilarating driving sensation, the Drive Mode Select settings have been fine-tuned, delivering increased comfort in 'Normal' mode and enhanced control in both 'Normal' & 'Sport' modes.

With the roof down and the littoral breeze invigorating driver and passenger at every turn, the feeling of being at one with your surroundings makes each journey you take in this car a special one.



THE GRAND TOUR RELIVED

A unique blend of exquisite craftsmanship and leading-edge technology revives a bygone era of travel, with a distinctly modern touch.

Whether enjoying a scenic Alpine pass or cruising along a winding coastal road, your journey in the Lexus LC Convertible is like straddling two eras at once. Your mind and body are cast back to the classic road trips of the past, and the timeless elegance which grand touring evokes. The feeling is reflected in the craftsmanship of the beautifully appointed cockpit. You're instantly taken by the analogue-digital instrument display, inspired by that of the Lexus LFA supercar. The hand-stitched leather seats, offering the perfect combination of support around fast corners and long-distance comfort, were chosen after no fewer than 50 prototypes were tested. The elliptical profile of the steering wheel you are caressing took months of sculpting to create, and testing on the road with an expert 'Takumi' master driver.

ESCAPE THROUGH TECHNOLOGY. Yet you're aware that the very latest in technology is working around you to create this feeling of modern-day escapism. Neck heaters in the front seat headrests which can be adjusted to suit different statures of driver and passenger. A peerless Mark Levinson® Premium Surround audio system which switches the acoustic design depending on whether the roof is open or closed. Climate Concierge which not only adapts the climate when you raise or lower the roof, but automatically increases the cockpit temperature if you accelerate when the roof is down. And a 10.3-inch display with seamless smartphone connectivity via Apple CarPlay® or Android Auto.



SAFETY BY YOUR SIDE ON EVERY JOURNEY. You're aware, too, that Lexus Safety System + is a companion on every journey you take in the LC Convertible. Its Pre-Collision System alerts you when the risk of an accident is high, automatically applying the brakes and tightening the front seatbelts if a collision is deemed unavoidable. The system can detect pedestrians as well as vehicles.

In addition, Lane Keeping Assist helps you stay on course; Automatic High Beam enhances vision at night; Dynamic Radar Cruise Control regulates your speed to that of the vehicle in front and Road Sign Assist recognises road traffic signs wherever you venture.

A road trip in the LC Convertible evokes a rich canvas of emotions – exhilaration, indulgence, sophistication. And an affirmation that the romance of motoring is still very much alive.



THE LC CONVERTIBLE

The LC Convertible is powered by a high-revving 5.0-litre petrol engine that delivers 464 DIN hp / 341 kW to the rear wheels. Developed at motorsport events like the Nürburgring 24-hour Race and Pikes Peak Hill Climb, this hand-built engine is perfectly matched to the 10-speed automatic transmission to offer incredible acceleration and an awesome V8 sound.



V8 ENGINE

Providing rapid acceleration combined with the stunning responsiveness of a normally aspirated engine, the LC Convertible's V8 delivers maximum torque of 530 Nm and reaches 100 km/h in 5.0 seconds. Engineered for durability yet with a lightweight construction, forged connecting rods and titanium valves allow agility at high revs. For an incredible effect, the LC Convertible's front air intake is fitted with an acoustic sound generator. This transmits sensual engine intake sounds through the dash panel to make the V8 engine more palpable when the roof is down, while an exhaust valve enhances the powerful engine sound. And for cleaner exhaust emissions the LC Convertible is fitted with a new Gasoline Particulate Filter.

10-SPEED TRANSMISSION

The LC Convertible's 10-speed automatic transmission provides astonishingly quick gear shifts. For a crisp, smooth and rhythmic drive, it uses AI-SHIFT control that actually selects the optimum gear according the driver's preferences and intentions, based not just on vehicle speed, but on past driving style.

LUXURY*

- 21" forged alloy wheels, two-tone finish, 245/40 (fr) and 275/35 (rr) R21 tyres
- Torsen® Limited Slip Differential (LSD)
- Rear performance damper
- Headlights, triple LED with Automatic High Beam (AHB)
- Semi-aniline leather upholstery**
- 10.3" multimedia display
- 12-speaker Pioneer® audio system
- Lexus Premium Navigation



LEXUS BESPOKE BUILD*

- 21" black alloy wheels, 5-twin-spoke 245/40 (fr) and 275/35 (rr) R21 tyres
- Torsen® Limited Slip Differential (LSD)
- Rear performance damper
- Headlights, triple LED with Automatic High Beam (AHB)
- Black exterior styling pack
- Semi-aniline leather upholstery**
- 10.3" multimedia display
- 13-speaker Mark Levinson® Reference Surround Sound System
- Lexus Premium Navigation



* Options are shown. Bespoke Build offers exclusive, personalised configurations. Please visit your local Lexus website to discover all equipment options.
** Semi-aniline leather upholstery applies to the front seats only; the rear seat upholstery is Tahara.



01. 20" CAST ALLOY WHEELS*

Precision cast and machined, 5-quadruple-spoke noise-reducing wheels, with a dark grey metallic coating.
Front: 20-inch x 8.5/2J, inset 25
Rear: 20-inch x 9.5/2J, inset 25

02. 21" FORGED ALLOY WHEELS

Forged and polished 5-twin-spoke lightweight wheels for superior handling.
Front: 21-inch x 8.5/2J, inset 25
Rear: 21-inch x 9.5/2J, inset 25

03. LED HEADLIGHTS

This ultra-compact LED triple-projector headlight unit was specially developed to allow an exceptionally short front overhang on the LC Convertible, crucial for high-speed handling.

04. SOFT TOP ROOF

Graceful in operation, durable to use, Lexus engineers tested our first-ever soft top roof to the limit, finding that it would last through around 18,000 open and closing cycles before the first minor problem occurred. 15 seconds is all it takes to raise or lower the 4-layer (1. acrylic outer cloth with fluorocarbon treatment; 2. insulating rubber layer; 3. PET inner fabric layer; 4. sound absorbing material) roof, and this can be done even when the car is on the move - at speeds up to 50 km/h.

05. REAR SPOILER

Developed for the new LC Convertible, this rear spoiler has been extended laterally, accentuating the wide stance of the new convertible.

06. FLUSH DOOR HANDLES

The LC Convertible's flush door handles realise a smooth surface across the car body. As well as being beautiful, their aerodynamic shape contributes to increased driving refinement and performance.

07. LED HOLOGRAPHIC REAR LIGHTS

Inspired by the afterburners of jet fighter aircraft, eye-catching taillights with a sculpted metallic frame project an infinite Lexus 'L' motif. Closer inspection reveals the boot lock integrated seamlessly in the rear light moulding.



01. DRIVER-FOCUSED COCKPIT

To reduce eye movement and potential distraction, all important instruments and displays are positioned close to your view of the road ahead. Controls which you use frequently, like Drive Mode Select, are concentrated around the steering wheel.

02. MACHINED PEDALS

A machined aluminium accelerator pedal, brake pedal and large footrest with an anodized aluminium finish deliver true sports performance. The surface of the brake pedal has been optimised for maximum feel.

03. HEATED LEATHER STEERING WHEEL

Heated for colder driving conditions, the three-spoke steering wheel is covered in leather and fits snugly and comfortably in your hands. Integrated switches control audio, telephone, multi-information display, Dynamic Radar Cruise Control and Lane Keeping Assist.

04. ANALOGUE CLOCK WITH 'L' MOTIF

Discover the discreet Lexus 'L' motif in the face of the analogue clock and the tactile, raised surfaces of the air vent controls.

05. ROOF SWITCH

Creating a sense of anticipation each time you lower or raise the soft top, the LC Convertible's open/close roof switch is intentionally located under the palm rest.

06. CLIMATE CONCIERGE / NANOE™ X TECHNOLOGY

Climate Concierge has been adapted for the LC Convertible to orchestrate the air conditioning, seat and neck heaters and heated steering wheel. True to our 'Omotenashi' hospitality ethos, airflow has been increased slightly to warm key areas, such as the back of your hands on the wheel. Climate Concierge also discharges minute nanoe™ X particles, helping inhibit viruses and bacteria* on one hand, reducing odours** on the other and at the same time moisturising your hair and skin.

07. ADJUSTABLE NECK HEATERS

Adjustable heaters built into the front headrests direct air onto your neck, instantly evoking a warm, soothing sensation. Designed to suit people of varying heights, they activate automatically, or manually via three heat settings.

08. LEATHER SEATS

Beautifully stitched leather seats offer the best possible combination of support and comfort. The LC Convertible Chief Engineer was directly involved in developing this new design that was selected from 50 other seat designs.

09. GEOMETRIC DOOR TRIM


The exclusive geometric effect on the door panels and the arrangement of the perforations in the leather seat upholstery are further hallmarks of the attention to detail invested in this outstanding luxury car.

* Please note that wheels for snow chains are also available with this wheel design and size.

* More than 99% virus and bacteria inhibition by 1 hour exposure of nanoe™ X. Japan Food Research Laboratories, Report No. 20073697001-0101, 15038623001-0101.
** Odour intensity reduced more than 1.8 by 1 hour exposure of nanoe™ X. Panasonic Corporation Product Analysis Center, Report No. BAA33-150318-M35



01



02



03

01. 12-SPEAKER PIONEER® AUDIO

Producing incredibly pure sound, a 12-speaker Pioneer® audio system (with subwoofer) is fitted as standard. This features an AM/ FM RDS tuner, CD player, Bluetooth® connectivity and DAB (Digital Audio Broadcast) / DAB Seamless Link.

02. 13-SPEAKER MARK LEVINSON® AUDIO

This world-class 13-speaker Mark Levinson® Premium Surround system with GreenEdge™ technology is carefully crafted to the acoustic properties of the LC Convertible's cabin and even automatically adjusts the sound and speaker settings when you open the roof. Delivering a digital home-theatre experience, fidelity is further enhanced by Clari-Fi™ that rebuilds sound lost in MP3 digital compression.



04

03. MULTI-INFORMATION DISPLAY

To keep you up-to-date with all key driving data – such as safety warnings and navigation guidance – a colour multi-information display is integrated within the central instruments. And because this is a convertible, an anti-reflection coating and bevelled acrylic frame have been added to the instrument display.

04. EXTRA-WIDE COLOUR HEAD-UP DISPLAY

Reducing the need to look away from the road ahead, selected driving data is projected in brilliant colour directly onto the windscreen via our latest Head-Up Display technology (174 mm x 48 mm).



01



02

01. LEXUS PREMIUM NAVIGATION

Perfectly positioned for a relaxing drive, the high definition 10.3-inch central display can be operated by voice command. Its split-screen capability allows you to simultaneously access information, such as Lexus Premium Navigation and climate data.

02. TOUCH PAD

You can also control the 10.3-inch screen using the Touch Pad mounted on the centre console. The Touch Pad interface has been designed to give you the intuitive feel of a smartphone, with operations such as scrolling, pinching or tapping.



03

03. SMARTPHONE INTEGRATION

With Apple CarPlay® or Android Auto®, the LC Convertible allows you to easily display and access your smartphone's apps on the 10.3-inch screen.




01



02



03



04

01. LEXUS SAFETY SYSTEM +

Lexus Safety System + is standard on the LC Convertible and includes a Pre-Collision System with pedestrian detection; Advanced Lane Keeping Assist to help you stay on course; Automatic High Beam for enhanced vision at night; and Dynamic Radar Cruise Control, which regulates your speed to that of the vehicle in front.

02. DYNAMIC RADAR CRUISE CONTROL

For a more relaxing drive, Dynamic Radar Cruise Control maintains a set distance between the LC Convertible and the vehicle ahead, even if that vehicle varies its speed.

03. PRE-COLLISION SYSTEM

Millimetre-wave radar and the on-board computer calculate collision risk ahead. If the risk is high, Pre-Collision System alerts the driver and brake pressure is increased. When a collision is deemed unavoidable, the brakes will be applied automatically as necessary and the front seatbelts tightened. Furthermore, if an object (such as a pedestrian) is detected in front, automatic braking will activate at speeds between about 10 and 80 km/h to help avoid a collision.

04. LANE KEEPING ASSIST & AUTOMATIC HIGH BEAM

Lane Keeping Assist (LKA) uses a camera in the front windscreen to monitor your position in lane. If you start drifting out of lane, LKA will activate a warning buzzer and give brief corrective steering input. At night, Automatic High Beam uses the same camera as Lane Keeping Assist to detect oncoming vehicles and automatically dip the high beam headlights. This reduces the chance of accidentally dazzling other drivers and lets you concentrate on the road ahead.



01



02



03



04



05



06



07

01. 6 AIRBAGS

In addition to an immensely strong passenger safety cell and Active Roll Bars, protection is provided by 6 airbags. The driver and front passenger are protected by 2-stage head airbags, as well as knee and extended side airbags. All seatbelts are specified with pre-tensioners.

02. BLIND SPOT MONITOR & REAR CROSS TRAFFIC ALERT

Radar devices mounted in the rear bumper detect vehicles in adjacent lanes that are not visible in the door mirrors. If the driver is indicating to change lane and a vehicle enters the blind spot, a warning signal appears in the relevant door mirror(s). The Rear Cross Traffic Alert function uses Blind Spot Monitor radar to detect vehicles approaching the area behind the vehicle in a car park. When necessary, it alerts you with a buzzer and a visual display in the door mirrors.

03. POP UP HOOD

Should you collide with a pedestrian, the Pop Up Hood slightly raises the level of the bonnet to give more space between it and the hard components of the engine underneath. Activated by sensors mounted in the front bumper, this reduces the risk of injuries to the pedestrian.

04. ACTIVE ROLL BARS

In a severe collision or in the very unlikely event of your convertible rolling over, Active Roll Bars will activate to support the vehicle and protect you and your passengers.

05. ROAD SIGN ASSIST

The Road Sign Assist (RSA) system on the LC Convertible recognises traffic signs using the windscreen mounted camera, and provides information to the driver in the multi-information display. RSA can detect signs that are compliant with the Vienna Convention (including electroluminescent and flashing signs).

06. TYRE PRESSURE WARNING SYSTEM

Receiving data from a sensor installed in each tyre, the multi-information display tracks tyre pressure data and warns accordingly should pressure drop in one or more tyres.

07. PARKING ASSIST MONITOR

To make parking even easier, sensors in the rear bumper link with an in-car beeper to warn of obstacles in your way. The audio signal can be turned off when not required. When you engage reverse, the view behind the LC Convertible is relayed to the 10.3-inch display, complete with on-screen guides to assist parking.



01



05

01. HIGHLY RIGID BODY

The LC Convertible's driving dynamics benefit from an incredibly strong platform and new lightweight suspension components. Non-deforming body parts are made of ultra-high tensile strength steel, while lightweight aluminium is used for door, boot and bonnet panels. Strong, weight-saving carbon fibre reinforced plastic is adopted for components like the door frames and door sills. And, because this is a convertible and requires extra strength to stop it flexing, the use of adhesives and spot weld points has been increased, and items such as a gusset, torsion box and rear suspension tower brace have been added.

02. DRIVE MODE SELECT

Located beside the steering wheel, so you can concentrate on the road ahead, Drive Mode Select lets you shift between Eco / Comfort, Normal / Custom, Sport S / Sport S+ modes. For the latest LC Convertible, the Drive Model Select has been upgraded to deliver increased comfort in 'Normal' mode and better control in both 'Normal' & 'Sport' modes.

03. 10-SPEED PADDLE SHIFTERS, MANUAL 'M' MODE

For more fun on the road and an incredibly direct, dynamic response, 'M' mode allows the driver to freely select and hold any gear using the paddle shifters located behind the steering wheel.



02



03



04



06

04. ADAPTIVE VARIABLE SUSPENSION

For an even sharper and more refined drive, the optimised Adaptive Variable Suspension controls the damping force of all four shock absorbers in response to your driving style and road conditions – managing an incredible 650 different suspension settings.

05. TORSEN® LIMITED SLIP DIFFERENTIAL*

For an extra touch of driving enjoyment, the new LC Convertible is also available with a Torsen® Limited Slip Differential.

06. REAR PERFORMANCE DAMPER

Enhancing refinement, an optional rear performance damper can be ordered to absorb twisting and small vibrations.



01



04

01. MESH WIND DEFLECTOR

For a comfortable ride when travelling at higher speeds, you can fit a mesh wind deflector which reduces airflow around the head and blends perfectly with the convertible's luxurious interior. The mesh unit sits neatly behind the rear seats and can remain in place when the roof is raised.

02. PREMIUM BLACK TEXTILE FLOOR MAT

Luxurious textile floor mats made of acuvelour to complement the sound absorbing qualities of your car's carpets. The driver's mat has a safety fixing to prevent it from slipping.



02



03



05

03. WHEEL LOCK NUTS

Hardened steel coded wheel locks which provide a permanent guard for your alloy wheels.

04. TRUNK MAT

The trunk mat helps protect your boot space. The mat is tough, practical and easy to clean.

05. HORIZONTAL CARGO NET

Strong, woven, black nylon net for holding items securely in your car's boot area. The net fixes neatly on to pre-fitted hooks.

* For illustration purposes only.



01

01. LEXUS BESPOKE BUILD – PERSONALISATION PROGRAMME

Personalise your Lexus LC Convertible with the flexible Lexus Bespoke Build programme. Your exclusive LC will be hand-built by an elite team of our 'Takumi' master craftspeople at the legendary Lexus Motomachi factory that built the LFA supercar. Configure the car to suit your lifestyle and taste with exclusive new features alongside elements inspired by previous Special Editions of this exceptional flagship model. Ask your Lexus Authorised Retailer about the Bespoke Build programme for your country.

02. BLACK 21" WHEEL

Presenting just the right blend of confidence and refinement, these 5-twin-spoke forged wheels – unique to the Lexus Bespoke Build programme – are the perfect complement to the suite of specifications on offer.

03. BLACK EXTERIOR DESIGN PACKAGE

This exclusive design package leaves you in little doubt that this is indeed a special edition. Bold black markings accentuate the striking Lexus signature grille, while the sleek black finish around the headlamps and taillights ensure this car stands out from whatever angle you view it.

04. EXCLUSIVE BADGING

Positioned on the central console, in front of the gearshift, the exclusive Bespoke Build badge underscores the special nature of this model.

05. MARINA WHITE INTERIOR AND BLUE SOFT TOP

Instantly evocative of road trips along the rivieras of Europe and inspired by luxury yacht marinas, the white tones of the exquisitely hand-stitched seating and finely crafted interior details match beautifully with the stylish marine blue roof to lend the LC Convertible a distinctly nautical feel.





A WORLD OF COLOUR

A unique process at Lexus produces colours so lustrous that they appear to react to changing light conditions.

Lexus designers recognise the emotional pull of colour on a car. This explains why they never use off-the-shelf colours, but develop their own, in a process that can take two years. In fact, the same attention to detail that goes into sculpting the design of a Lexus is replicated in the care that goes into the paintwork that will best show off that design.

Around 30 unique colours make up the Lexus palette. These tones are arrived at only after the colour designers have discarded hundreds of others, a process requiring a trained eye and a mastery of chromogenics - the science of pigments and colour compounds.

Bending test panels to mimic car contours, designers scrutinise colours under floodlights, in sunlight and shade, and in different months of the year. Their expert eyes are uncanny in selecting the right tone to complement each model. In the case of the LC Convertible, for example, the new Sonic Platinum is among the colours which perfectly accentuate the outdoor allure of this flagship coupé.

Then there's the process of developing and applying that colour, from the lab technicians mixing the paint to the paint shop crew who ensure a flawless, uniform coat. And on to inspections where, under RGB lighting, imperfections as small as 0.5 millimetres are detected. By hand.

Lexus has developed a five-coat process which results in a level of depth and luminescence not possible with traditional paintwork. Between layers, the paintwork is gently wet-sanded by hand under the supervision of 'Takumi' master craftspeople, a painstaking process to ensure each fresh surface is blemish-free.

Even to the untrained eye, the evenness and glossiness of this paint is evident. Just watch as these colours appear to change as the light conditions change.

F WHITE | 083



SONIC PLATINUM | 1L2




SONIC TITANIUM | 1J7



DARK GRANITE | 1G0



GRAPHITE BLACK | 223



RADIANT RED | 3T5




BLAZING CARNELIAN | 4Y1



FLARE YELLOW | 5C1



TERRANE KHAKI | 6X4




DEEP BLUE | 8X5



Please note: due to printing variances, actual paintwork colours may vary slightly from those illustrated.



LEATHER¹



Black

Ochre

SEMI-ANILINE LEATHER²



Black

Ochre

Flare Red

Marina White

SOFT TOP³



Black

Ochre

Marine Blue

¹ Smooth leather is standard on all grades. Leather upholstery applies to the front seats only; the rear seat upholstery is Tahara. Ochre interior is selectable with Ochre or Black Soft top.
² Semi-aniline leather is optionally available as part of a pack. Ochre interior is selectable with Ochre or Black Soft top. Marine White interior is optionally available on Bespoke Build with Marine or Black soft top. Semi-aniline leather upholstery applies to the front seats only; the rear seat upholstery is Tahara.
³ Black soft top is equipped as standard, Ochre soft top is selectable with Ochre interior trims. Marine soft top is optionally available on Bespoke Build with Marine White semi-aniline interior.

Your local Lexus Authorised Retailer will be pleased to provide you with any further help.



EQUIPMENT GRADES		
EXTERIOR	LUXURY	BESPOKE BUILD ¹
Signature grille, elaborate mesh design	■	■
Chrome bumper and grille garnish	■	■
Jet Black signature grille	–	□
Jet Black bumper and grille garnish	–	□
Headlights, triple LED	■	■
Black headlights	–	□
Headlight cleaners	■	■
Headlight cleaners, Black	■	■
Auto-levelling headlights, static	■	■
Daytime running lights (DRL), LED	■	■
Cornering lights, LED	■	■
Dusk sensor	■	■
Rear combination lights, LED	■	■
Black rear combination lights	–	□
Rear fog light, LED	■	■
Acoustic glass, windscreen	■	■
Water-repellent glass, windscreen and front side glass	■	■
Rain sensing windscreen wipers	■	■
Door mirrors, heated, electrically auto-folding, electro chromatic (auto-dimming) with reverse tilt function	■	■
Flush surface door handles	■	■
Black brake callipers with Lexus logo, front and rear	■	■
Retractable soft top	■	■
Mesh screen wind deflector	○	○
Glass rear wind deflector	■	■
Rear fender vents, Black	–	□
Parking assist sensors, front and rear	■	■
WHEELS		
20" alloy wheels, machined finish, 245/45 (front) and 275/40 (rear) R20 tyres	■	■
20" alloy wheels, machined finish, 245/45 R20 tyres for chain use	○	○
21" forged alloy wheels, two-tone finish, 245/40 (fr) and 275/35 (rr) R21 tyres	○	○
21" black alloy wheels, 5-twin-spoke 245/40 (fr) and 275/35 (rr) R21 tyres	–	○
ACTIVE SAFETY AND DRIVING DYNAMICS		
Active brake lights	■	■
Adaptive Variable Suspension (AVS)	■	■
Anti-lock Braking System (ABS)	■	■
Automatic High Beam (AHB)	■	■
Blind Spot Monitor (BSM) with Rear Cross Traffic Alert (RCTA)	■	■
Drive Mode Select, Eco / Comfort / Normal / Custom / Sport S / Sport S+	■	■
Dynamic Radar Cruise Control (DRCC), all-speed	■	■
Electric Parking Brake (EPB)	■	■
Electric Power Steering (EPS)	■	■
Electronically Controlled Braking (ECB)	■	■
Front pedestrian detection, daytime only	■	■
Hill-start Assist Control (HAC)	■	■
Lane Departure Alert (LDA)	■	■
Pre-Collision System (PCS)	■	■
Rear performance damper	○	○
Road Sign Assist (RSA)	■	■
Torsen® Limited Slip Differential (LSD)	□	□
Traction Control (TRC)	■	■
Tyre Pressure Warning System (TPWS) with auto location	■	■
Vehicle Dynamics Integrated Management (VDIM)	■	■
Vehicle Stability Control (VSC)	■	■
Vehicle Sway Warning	■	■

EQUIPMENT GRADES		
PASSIVE SAFETY	LUXURY	BESPOKE BUILD ¹
Active roll bar	■	■
2-stage airbags, driver and front passenger	■	■
Knee airbag, driver and front passenger	■	■
Side airbags, driver and front passenger	■	■
Airbag cut-off switch, front passenger	■	■
Audible and visual seatbelts reminder, front and rear seats	■	■
Seatbelt pre-tensioners, front and rear seats	■	■
i-Size attachment, outer rear seats	■	■
ISOFIX attachment, outer rear seats	■	■
Pop Up Hood (PUH)	■	■
SECURITY		
Anti-theft system - siren, immobiliser, glass breakage, intrusion and inclination sensors	■	■
Double door lock	■	■
Auto door locking	■	■
Wireless door lock	■	■
AUDIO, COMMUNICATION & INFORMATION		
8" colour multi-information display	■	■
Digital speedometer	■	■
Head-Up Display (HUD)	○	○
10.3" multimedia display	■	■
Touch Pad operation for multimedia display	■	■
Lexus Premium Navigation	■	■
Bluetooth® mobile phone and audio connectivity	■	■
Smartphone integration (Apple CarPlay®, Android Auto®)	■	■
12-speaker Pioneer® audio system	■	■
13-speaker Mark Levinson® Reference Surround Sound System	○	○
In-dash, single-slot CD/DVD player	■	■
Digital Audio Broadcasting (DAB) radio	■	■
2 USB ports, front centre console	■	■
Active Noise Control (ANC)	■	■
Parking assist monitor with on-screen guides	■	■
Steering wheel mounted controls, audio / display / phone / voice / DRCC / LDA	■	■
Analogue clock with GPS function	■	■

■ Available as standard.

□ Standard on specific grade(s).

○ Available as an option.

– Not available.

Some optional equipment may not be able to be selected together due to local regulations

EQUIPMENT GRADES		
SEATS	LUXURY	BESPOKE BUILD ²
Leather upholstery ¹	■	■
Semi-aniline leather upholstery ¹	□	□
Driving position memory (seat, steering wheel, outer mirrors) - 3 user profiles	■	■
Heated front seats	■	■
Neck heater, front seats	□	□
Ventilated front seats	■	■
8-way electrically adjustable driver and front passenger seats	■	■
2-way lumbar support, driver and front passenger seats	■	■
2-way manually adjustable front headrests	■	■
L emblem embossed on front headrests	□	□
Fixed rear seats	■	■
INTERIOR COMFORT & CONVENIENCE		
3-spoke, perforated leather trimmed steering wheel	■	■
Paddle-shift controls	■	■
Heated steering wheel	○	○
Meter hood, Alcantara®	○	○
Easy entry and exit function, driver seat and steering wheel retracts/returns	■	■
Illuminated entry system	■	■
Rear-view mirror, electro chromatic (auto-dimming)	■	■
Electrically operated windows with one-touch control	■	■
Automatic air recirculation control	■	■
Clean air filter with pollen removal and deodoriser	■	■
Electronic climate control with nanoe™ X technology	■	■
Electronic climate control, 2-zone	■	■
Open-roof climate control	■	■
Lexus Climate Concierge	■	■
Leather trimmed gearshift knob	■	■
Bespoke Build badge on front centre console	–	■
Machined aluminium sports pedals	■	■
Smart entry and start system	■	■
Smart key	■	■
Card key	○	○
Stainless steel scuff plates with LEXUS inscription	■	■
Carbon-fibre scuff plates with LEXUS inscription	○	○
Luggage room light, LED	■	■
Boot lid, electrically operated	■	■

■ Available as standard.
□ Standard on specific grade(s).
○ Available as an option.
– Not available.

¹ Leather and semi-aniline leather upholstery applies to the front seats only; the rear seat upholstery is Tahara.
² Some optional equipment may not be able to be selected together due to local regulations

EQUIPMENT PACKS		
PACKS	LUXURY	BESPOKE BUILD ⁵
Lexus Safety System + ¹		
Automatic High Beam (AHB)	■	■
Dynamic Radar Cruise Control (DRCC), all-speed	■	■
Front pedestrian detection, daytime only	■	■
Lane Departure Alert (LDA)	■	■
Pre-Collision System (PCS)	■	■
Road Sign Assist (RSA)	■	■
Steering wheel mounted controls, audio / display / phone / voice / DRCC / LDA	■	■
Vehicle Sway Warning	■	■
Performance pack ²		
Rear performance damper	○	○
Torsen® Limited Slip Differential (LSD)	□	□
Black exterior styling pack		
Black headlights	–	□
Black rear combination lights	–	□
Headlight cleaners, Black	–	□
Jet Black bumper and grille garnish	–	□
Jet Black signature grille	–	□
Rear fender vents, Black	–	□
Semi-aniline leather pack ³		
L emblem embossed on front headrests	□	□
Semi-aniline leather upholstery ⁴	□	□
Comfort pack		
Contents of the Semi-aniline leather pack		
Heated steering wheel	○	○
Neck heater, front seats	□	□

■ Available as standard.
□ Standard on specific grade(s).
○ Available as an option.
– Not available.

¹ Do not use the Lexus Safety System + instead of normal driving under any circumstances and please read the instructions before operating the system. The driver is always responsible for driving safely.
² The performance pack is not available together with the 20" alloy wheels, machined finish design.
³ Bespoke Build exclusive Marine White semi-aniline leather upholstery is only available with optional Head-up display (HUD) and Comfort pack selected.
⁴ Leather and semi-aniline leather upholstery applies to the front seats only; the rear seat upholstery is Tahara.
⁵ Some optional equipment may not be able to be selected together due to local regulations

TECHNICAL DATA


ENGINE		LC 500 Convertible
Capacity (cm³)		4969
Cylinders / Valves		V8 / 32
Maximum power (DIN hp @ rpm)		464 @ 7100
Maximum power (kW @ rpm)		341 @ 7100
Maximum torque (Nm @ rpm)		530 @ 4800
TRANSMISSION		
Type		10-speed Direct Shift Automatic
Drive		Rear-Wheel Drive
TOTAL SYSTEM OUTPUT		
Total power (DIN hp)		464
Total power (kW)		341
PERFORMANCE		
Maximum speed (km/h)		270
Acceleration 0-100 km/h (s)		5.0
FUEL CONSUMPTION* (l/100 km)		
Combined		11.7
CO ₂ EMISSIONS* (g/km)		
Combined		275
EMISSION STANDARD		
Euro Class		EURO 6d-ISC-FCM
WEIGHTS (kg)		
Gross vehicle		2450
Kerb (min. - max.)		2035 - 2055
CAPACITIES (l)		
Fuel tank		82
Luggage compartment**		149

The fuel consumption and CO₂ values are measured in a controlled environment on a representative production model, in accordance with the requirements of the new WLTP European Regulation EC 2017/1151 and its applicable amendments. For each individual vehicle configuration, the final fuel consumption and CO₂ values may be calculated based on the ordered optional equipment. The fuel consumption and CO₂ values of your vehicle may vary from those measured or calculated values, as driving behaviour as well as other factors (such as road conditions, traffic, vehicle condition, tyre pressure, load, number of passengers, etc.) have an influence on a car's fuel consumption and CO₂ emissions. For more information regarding the new WLTP test method, please visit www.lexus.eu/wltpnedc

** Luggage volume is calculated as per the VDA method.

Please consult your local Lexus Authorised Retailer and/or www.lexus.eu for further information and updates.

TECHNICAL DATA



Please note: The dimensions illustrated above are measured in millimetres.

BE OUR GUEST

How we treat our customers is guided by an ancient Japanese philosophy of hospitality.

Translated from the Japanese as 'hospitality and polite service', Omotenashi is about much more than excellence of service; it is an ancient concept centred around anticipating the needs of another, even before they arise. Omotenashi influences how we design and engineer our cars at Lexus, and equally how we treat you, the Lexus owner. Not just at the point of sale but over the life of your car. We want you to feel valued in every interaction you have with us. To feel more than a customer.

Whether as a private or fleet driver, you'll experience Omotenashi each time you visit our showrooms. In the warm reception on hand from friendly staff intent on welcoming you as if you were a guest in their home. In the inviting atmosphere and impressive facilities of the lounge, where you can avail of refreshments, catch up on news, enjoy high-speed Internet or carry on with your work. And in the knowledge that our Lexus technicians are working with precision and efficiency to get you back on the road with minimum interruption to your day.

PEACE OF MIND WITH LEXUS RELAX*

Lexus Relax provides you with complete peace of mind even after your manufacturer's warranty expires. Drive away carefree with an extra 12 months warranty every year you service your Lexus with us.

LEXUS EASY MOBILITY SOLUTION*

From financing to insurance, maintenance and even tyres, the Lexus Easy flexible mobility solution is the easy way to drive and look after a Lexus.

It's not only cars that make Lexus unique. It's the philosophy which permeates everything we do and which extends to an ownership experience that makes you feel special. Just as a guest should.

* Lexus Relax and Lexus Easy are not available for all markets. Please enquire at your local Lexus Authorised Retailer.





DISCOVER MORE ONLINE

Find out more about the new LC Convertible online. Take time to explore which equipment grade best suits your lifestyle, learn about our world-class service and finance offerings and sign up to our regular newsletter. And if you're interested in how the new LC Convertible feels to drive, you can book a test drive with your local Lexus Retailer.

Lexus.eu/LCC



© 2022 Lexus Europe* reserves the right to alter any details of specifications and equipment without notice. Details of specifications and equipment are also subject to change to suit local conditions and requirements. Please enquire at your local Lexus Authorised Retailer of any such changes that might be required for your area.

Note: vehicles pictured and specifications detailed in this brochure may vary from models and equipment available in your area. Vehicle body colour might differ slightly from the printed photos in this brochure.

For further information please visit our website: www.lexus.eu

Taking care of the environment is a priority for Lexus. We take many measures to ensure that during the lifecycles of our vehicles – from design, production, distribution, sales and service to end-of-life – their environmental impact is minimised. Your retailer will be happy to provide more information on end-of-life vehicle requirements.

* Lexus Europe is a division of Toyota Motor Europe NV/SA.

Printed in Europe, January 2022

